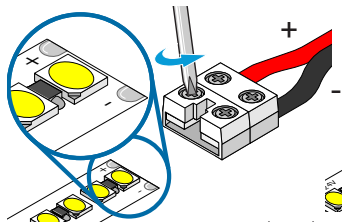


For more detailed installation instructions visit www.LucettaLighting.com.

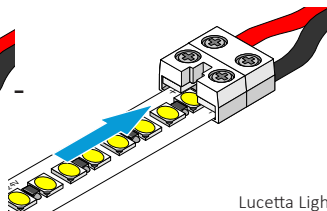
Max. Amp	12V - 5A / 24V - 4A	Wire Gauge	14 AWG - 20 AWG*
-----------------	---------------------	-------------------	------------------

*Stranded, not tinned wire only. If utilizing 14AWG solid tinned wire, replace stock screws with included alternates.

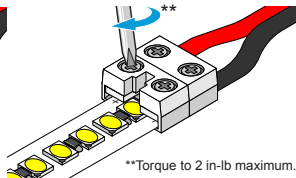
1 CUT TAPE LIGHT AND
LOOSEN TERMINAL



2 INSERT TAPE LIGHT



3 FASTEN TERMINAL



**Torque to 2 in-lb maximum.

Lucetta Lighting is a division of Elemental LED Inc.

885 Trademark Drive, Suite 200 | Reno, NV 89521 | (833) 533-7732 | info@LucettaLighting.com

© 2019 Elemental LED Inc. All rights reserved. Specifications are subject to change without notice.



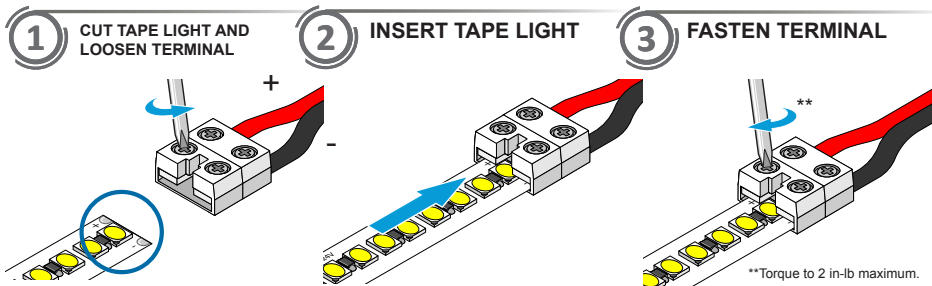
TAPE LIGHT TERMINAL BLOCK CONNECTOR

MINI INSTALLATION GUIDE

For more detailed installation instructions visit www.diodeled.com.

Max. Amp	12V - 5A / 24V - 4A	Wire Gauge	14 AWG - 20 AWG*
-----------------	---------------------	-------------------	------------------

*Stranded wire only, not tinned. If utilizing larger than 14 AWG wire, replace with alternate screws for fastening.



Toll Free: 877.817.6028 | Fax: 415.592.1596 | www.DiodeLED.com | info@DiodeLED.com

© 2019 Elemental LED Inc. All rights reserved. Specifications are subject to change without notice.